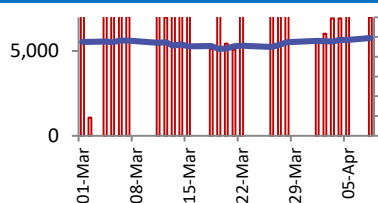
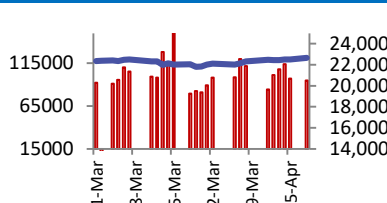


**BSE**



80,C,Open	74555
75,C,High	74869
65,C,Low	74410
55,C,Close	74743
Change	494
Volume (Lacs)	9024
Turnover (Rs.inCr)	6984

**NSE**



Open	22578
High	22697
Low	22550
Close	22666
Change	153
Volume(Lacs)	39536
Turnover(Rs.in Cr)	94972

World Markets	Current	Previous	Pt. Chg	Var(%)
Dow	38893	38904	(11)	0.0%
Dow Futures	39206	39219	(13)	0.0%
Nasdaq	16254	16249	5	0.0%
FTSE	7943	7911	32	0.4%
Nikkei	39524	39347	177	0.4%
Hang Seng	16892	16733	159	1.0%
Gift Nifty	22840	22838	2	0.0%
Straits Singapore	3245	3216	29	0.9%
South Korea	2709	2718	(9)	-0.3%
Taiwan	20689	20418	271	1.3%
Shanghai	3038	3047	(9)	-0.3%

Commodity Prices	Current	Previous	Pt. Chg	Var(%)
Copper (\$/MT)	9394	9412	(18.0)	-0.2%
Alumin (\$/MT)	2448	2461	(13.0)	-0.5%
Zinc (\$/MT)	2643	2664	(21.0)	-0.8%
Brent Crude (\$/bbl)	91.0	90.0	1.0	1.1%
Gold (\$/Ounce)	2342	2339	3.0	0.1%
Silver (\$/Ounce)	28.0	28.0	0.0	0.0%
Light Crude (\$/bbl)	87.0	86.0	1.0	1.2%
N G (\$/mmbtu)	2.0	2.0	0.0	0.0%
Sugar (\$/MT)	615.0	621.0	(6.0)	-1.0%
Rubber (Rs./kg)	183.8	185.0	(1.3)	-0.7%
Baltic Dry Index	1594	1628	(34.0)	-2.1%

Currency Exchange Rate	Current	Previous	Var(%)
Rs./ \$ rate	83.32	83.29	0.04%
Rs./ Euro	90.21	90.28	-0.08%
Rs./Chinese Yuan	11.59	11.55	0.35%
Yen / \$ rate	151.84	151.82	0.01%
\$ US/Euro	1.09	1.09	0.00%

Dollar Index	Current	Previous	Var(%)
Dollar Index	104.13	104.14	-0.01%

Support/ Resistance Levels for Today		
	Nifty	Bank Nifty Fut
Support 1	22580	48550
Support 2	22500	48270
Resistance	22740	48980

Securities in Ban For Trade	
BANDHANBNK	SAIL
ZEEL	

**Market Review**

**US:** U.S. stocks were essentially unchanged at the close of a choppy session on Monday, with a solar eclipse offering distraction ahead of crucial inflation data and the kick-off of first-quarter earnings season.

**Asia:** Asia-Pacific markets climbed Tuesday as investors awaited business confidence surveys from Australia and consumer confidence data from Japan, with focus also on U.S. inflation numbers to assess the Federal Reserve's rate cut path. Japan's Nikkei 225 gained 0.52% in early trade, while the broad-based Topix rose by 0.35%.

**India:** Benchmark indices hit new record highs on Monday, lifted by Maruti Suzuki, M&M, Reliance Industries, Axis Bank, L&T, Bharti Airtel, TCS, and ITC. **Market is expected to open gap up and likely to witness positive move during the day.**

**Global Economy:** Australian consumer sentiment weakened further in early-April, as fears of slowing economic growth, sticky inflation and higher-for-longer interest rates remained in play. While consumer price index inflation did ease substantially over the past year, it still remained well above the Reserve Bank's annual 2% to 3% target, and was also a key weight on household finances over the past year. Sticky inflation is likely to spur higher-for-longer interest rates in Australia- the prospect of which also dented sentiment in recent months. Higher mortgage rates, following a series of aggressive rate hikes by the RBA over the past two years, also weighed on household finances. An early Easter boosted food spending in Britain last month, lifting retail sales by the most since August, but the broader picture remained subdued as wet weather dampened demand for other goods, the British Retail Consortium said on Tuesday. Britain's economy entered a shallow recession in the second half of last year, but more recent data have suggested a return to sluggish growth in the first quarter of this year as inflation pressures ease.

**Commodities:** Gold prices edged up on Tuesday, hovering slightly below a record high as investors awaited the U.S. Federal Reserve's policy meeting minutes and key inflation data for cues on the timing and depth of interest rate cuts.

Oil prices today rose in early Asian trading after hopes diminished that negotiations between Israel and Hamas would lead to a ceasefire in Gaza and ease tension in the Middle East.

**Currency** The dollar was tentative on Tuesday as it failed to get a meaningful boost from a rise in U.S. Treasury yields, though that kept pressure on the yen which languished near multi-decade lows and left traders on alert for any signs of intervention.

**FII Derivative Transactions (Rs. Cr)**

Contracts	Purchase		Sell		Net Value	Open Interest (OI)		OI (Previous day)		Change	
	Contract	Value	Contract	Value		Contract	Value	Contract	Value	Contract	Value
Index Future	41518	3930	29964	2668	1262	249346	23300	240202	22071	9144	1229
Index Option	19622033	1706940	19981297	1737464	(30524)	4401857	402743	3968968	349223	432889	53520
Stock Future	268378	23017	261105	22394	623	3130540	260583	3157471	261398	(26931)	(815)
Stock Option	444999	38492	448927	38885	(393)	308674	27006	286230	24903	22444	2103
<b>Total</b>	<b>20376928</b>	<b>1772379</b>	<b>20721293</b>	<b>1801411</b>	<b>(29032)</b>	<b>8090417</b>	<b>713632</b>	<b>7652871</b>	<b>657595</b>	<b>437546</b>	<b>56037</b>

FII All Activity-BBG (Rs Cr)	Buy	Sell	Net
1-Apr-24	39848	37493	2355
2-Apr-24	14908	15355	(447)
3-Apr-24	14852	16107	(1255)
4-Apr-24	14012	14990	(978)
5-Apr-24	13097	11182	1915
<b>Month to date-Apr</b>	<b>96717</b>	<b>95126</b>	<b>1590</b>
FII (Prov.) (Rs Cr)	Buy	Sell	Net
2-Apr-24	13279	14902	(1623)
3-Apr-24	13813	16026	(2214)
4-Apr-24	13479	14615	(1136)
5-Apr-24	12835	11175	1659
8-Apr-24	11505	12189	(685)
<b>Month to date-Apr</b>	<b>73728</b>	<b>78248</b>	<b>(4520)</b>
DII (Prov.) (Rs. Cr)	Buy	Sell	Net
2-Apr-24	12163	10211	1953
3-Apr-24	13037	11935	1102
4-Apr-24	12219	13112	(893)
5-Apr-24	9462	12833	(3370)
8-Apr-24	12727	9257	3471
<b>Month to date-Apr</b>	<b>69803</b>	<b>66332</b>	<b>3471</b>
FII Debt - BBG (Rs. Cr)	Buy	Sell	Net
1-Apr-24	5992	1269	4723
2-Apr-24	2628	1633	994
3-Apr-24	2147	5801	(3654)
4-Apr-24	1741	2590	(849)
5-Apr-24	1138	2764	(1626)
<b>Month to date-Apr</b>	<b>13646</b>	<b>14057</b>	<b>(411)</b>

Market Breadth	BSE		NSE	
	No.	%	No.	%
Advance	1898	47%	1201	45%
Decline	2033	50%	1360	51%
Unchanged	124	3%	89	3%

Market Turnover	08-Apr	05-Apr	Var (%)
BSE Cash	6984	7618	-8%
NSE Cash	94972	96980	-2%
NSE Futures	125629	117942	7%
NSE Options	24716252	12643811	95%
Total (Rs.Cr)	24943837	12866351	94%

Volatility Index	08-Apr	05-Apr
Volatility Index	11.61	11.34

Index PE - TTM	08-Apr	Yr. High	Yr. Low
Sensex	25.5	26.0	22.2
Nifty	23.2	28.8	20.3

**Corporate News**

**NCLT grants another 60 days to complete insolvency process of Go First**

raises concerns over IHL resolution plan for Reliance Capital, citing deviations from insurance regulations. Questions arise over IHL's equity infusion, debt-raising plans, and ability to meet future capital needs. The regulator also seeks clarity on FDI limits and acquisition structure. IHL's Rs 9,650-crore resolution plan for Reliance Capital was approved by NCLT in February 2024. (ET)

**Private equity firm Bain Capital to sell remaining Axis Bank holding**

Bain Capital will offload its remaining 1.08 per cent stake in Axis Bank. The clean-up trade will be executed on Tuesday. The price range for the share sale has been set at Rs 1,071 – Rs 1,076 per share, a discount of up to 0.47 per cent to Axis Bank's last close of Rs 1,076 per share. At the lower range, the PE major will be able to raise Rs 3,574 crore. BofA Securities India is the sole investment bank handling the transaction. (BS)

**ITC Hotels plans to add 70 properties in five years: CEO**

ITC Hotels has set an ambitious goal of expanding its portfolio to 200 hotels from the current 130 over the next five years by opening properties across its brands to capitalise on a boom in business and leisure travel in India. Chief executive Anil Chadha said the company is on a "high growth trajectory" and its inventory will increase to more than 18,000 keys in five years, from about 12,000 currently. (ET)

**Economy**

**Bond yield touches 2-month high; tracking a rise in US Treasury yields**

The yield on the benchmark 10-year government bond rose to a two-month high on Monday, tracking a rise in US Treasury yields. The benchmark yield settled at 7.15 per cent, the highest since January 30, against 7.12 per cent on Friday. In April, the yield on the 10-year benchmark government bond has hardened by 10 basis points. (BS)

**International**

**US to award Samsung up to \$6.6 billion chip subsidy for Texas expansion**

The Biden administration plans to announce it is awarding more than \$6 billion to Samsung next week to expand its chip output in Taylor, Texas, as it seeks to ramp up chipmaking in the U.S. The subsidy will go toward construction of four facilities in Taylor, including one \$17 billion chipmaking plant, another factory, an advanced packaging facility and a research and development center. (Reuters)

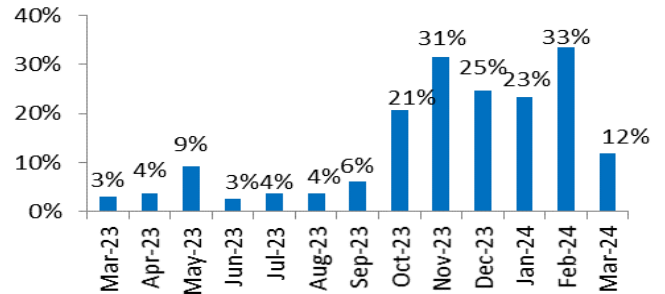
Top 5 Nifty Gainers	08-Apr	05-Apr	Var(%)
EICHERMOT	4206	4031	4.3%
MARUTI	12865	12422	3.6%
M&M	2078	2013	3.2%
NTPC	364	355	2.5%
JSWSTEEL	876	857	2.3%
Top 5 Nifty Losers	08-Apr	05-Apr	Var(%)
ADANIPTS	1349	1376	-2.0%
NESTLEIND	2498	2538	-1.6%
APOLLOHOSP	6308	6398	-1.4%
WIPRO	480	485	-1.1%
LTIM	4897	4928	-0.6%

BSE Index Watch	Last	1 day	1 wk	1 mth	1 yr
SENSEX	74743	0.7%	1.0%	0.8%	24.9%
MIDCAP	40937	0.3%	2.4%	2.7%	68.1%
SMLCAP	46004	-0.1%	3.5%	3.0%	65.9%
AUTO	50209	1.6%	2.4%	3.8%	74.6%
BANKEX	54838	0.5%	1.7%	0.8%	18.0%
Capital Goods	62786	0.5%	1.3%	5.6%	77.0%
FMCG	19429	0.0%	0.4%	-0.6%	17.1%
Health Care	35629	0.2%	0.4%	2.1%	60.4%
IT	35868	-0.5%	0.2%	-5.0%	25.6%
METAL	29860	1.1%	2.4%	3.9%	55.2%
Oil & Gas	28254	1.5%	1.7%	-0.7%	62.5%
Power	7058	0.6%	3.2%	3.3%	96.4%
Realty	7482	1.2%	1.0%	3.4%	131.3%

NSE USD Futures	08-Apr	05-Apr	Var (%)
April Expiry (Rs./\$)	83.34	83.42	-0.1%
May Expiry (Rs./\$)	83.32	83.34	0.0%
Total Turnover (Rs. Crore)	4651	4065	14%

Sectors	TTM PE
Auto	32.2
Auto Ancillary	44.5
Banking	15.87
Engineering	39.81
Cement	83.26
Diamonds & Jewellery	42.3
Housing Finance	19.81
Infrastructure & Const	32.43
Metals-Aluminium	42.96
Metal - Steel	16.75
Oil Expl.	17.66
Pharma	12.67
Power – Gen. Supp.	46.76
Information Tech.	20.53
Sugar	13.51
Telecom Serv. Prov.	82.48
Tyres	26.18

TVS Motors Monthly Volume Growth (YoY) (Source: Company data)



10 year G-Sec Yield	Current	Previous	Change
US	4.41%	4.42%	(1) bps
Japan	0.79%	0.80%	(1) bps
India	7.15%	7.12%	3 bps
UK	4.09%	4.07%	2 bps
Libor 3 Mths	5.56%	5.56%	0 bps

Indian Eco Data	Current	Previous	Var(%)
Forex Reserve (US\$ in bn)	525	528	-0.7%
Inflation - WPI	0.20%	0.27%	(7) bps
Inflation - CPI	5.09%	5.10%	(1) bps

India GDP	Q3FY24	Q2FY24	Var(%)
Growth	8.36%	7.60%	76 bps

Monetary Policy	Current	Previous	Change
Repo Rate	6.50%	6.50%	0 bps
Reverse Repo Rate	3.35%	3.35%	0 bps
CRR	4.50%	4.50%	0 bps
O/S Banking System Liquidity (Rs bn)	1118	1118	0.6

IIP Growth %	Jan-24	Jan-23	Apr-Feb
IIP	3.8	5.8	6.0
Mining	5.9	9.0	8.5
Manufacturing	3.2	4.5	5.7
Electricity	5.6	12.7	7.0





**Bulk Deal As On 08/04/24**

BSE					
Security Code	Security Name	Client Name	Deal	Quantity	Price
543319	AAPLUSTRAD	SHUBHAM ASHOKBHAI PATEL	B	112000	12.95
517546	ALFATRAN	MULTIPLIER SHARE & STOCK ADVISORS PRIVATE LIMITED	B	49794	83.11
512149	AVANCE	EMPOWER TRADEX PRIVATE LIMITED	S	19302419	1.31
512149	AVANCE	MULTIPLIER SHARE & STOCK ADVISORS PRIVATE LIMITED	S	80623	1.32
512149	AVANCE	MULTIPLIER SHARE & STOCK ADVISORS PRIVATE LIMITED	B	10010317	1.3
539596	DELTA	NAV CAPITAL VCC - NAV CAPITAL EMERGING STAR FUND	B	50366	34.2
540204	EIKO	ARITRO ASHISH ROY	S	192156	55.11
540204	EIKO	V SQUARE PHARMACHEM PRIVATE LIMITED .	B	180950	55.09
504351	EMPOWER	MULTIPLIER SHARE & STOCK ADVISORS PRIVATE LIMITED	S	2346732	2.29
504351	EMPOWER	MULTIPLIER SHARE & STOCK ADVISORS PRIVATE LIMITED	B	7000000	2.29
540190	FRANKLININD	SNEHABEN CHRISTIAN	S	187323	5.09
540190	FRANKLININD	TITHI MANISH RUIA	S	221125	4.92
532042	FRONTCORP	RESHMI R NAIR	S	27594	43.63
532042	FRONTCORP	RESHMI R NAIR	B	10492	40.43
544156	GCONNECT	MAKWANA DIXIT CHANDUBHAI	B	39000	38.79
544156	GCONNECT	MANSI SHARE & STOCK ADVISORS PRIVATE LIMITED	S	51000	38.65
543372	GETALONG	RUTUJA TEXTILES PVT LTD	B	13000	215.4
543372	GETALONG	YASH MAHIPAL BAGRECHA	S	12000	216.17
513337	GUJTLRM	DHRUV PRADIPKUMAR SHAH	S	500000	43.2
513337	GUJTLRM	NIKHIL RAJESH SINGH	S	800997	43.64
513337	GUJTLRM	NIKHIL RAJESH SINGH	B	809172	43.46
513337	GUJTLRM	SHUBHAM ASHOKBHAI PATEL	S	361278	44.32
513337	GUJTLRM	SHUBHAM ASHOKBHAI PATEL	B	401941	45.4
531301	HIGHSTREE	ANAND KOTHARI	S	5000	60.23
531301	HIGHSTREE	GLASTON MARIO MENEZES	B	4845	60.23
517044	IDM	ANILKUMAR	B	13757	37.63
536709	INDRENEW	ARPIT PIYUSHBHAI SHAH	S	83235	19.9
536709	INDRENEW	ARPIT PIYUSHBHAI SHAH	B	83235	19.94
536709	INDRENEW	MURLIDHAR JAGWANI	S	86000	19.92
536709	INDRENEW	MURLIDHAR JAGWANI	B	86000	19.93
544160	JAYKAILASH	AKENA	S	128000	85
544160	JAYKAILASH	CHANAKYA OPPORTUNITIES FUND I	S	64000	85
544160	JAYKAILASH	CHENCHURAMANMANI	B	48000	83.58
544160	JAYKAILASH	MULTIPLIER SHARE & STOCK ADVISORS PRIVATE LIMITED	B	28800	81.07
544160	JAYKAILASH	SANJAY POPATLAL JAIN	B	64000	85
544160	JAYKAILASH	SETU SECURITIES PVT. LTD.	B	43200	81.14
544160	JAYKAILASH	SHIV RATAN BHAUKA	B	64000	85
544160	JAYKAILASH	SHIVAAY TRADING COMPANY	B	105600	85
544160	JAYKAILASH	VISIONARY VALUE FUND	S	64000	85
538794	JETINFRA	RUPAL KETAL GANGAR	B	28000	13.93
530557	NCLRESE	VIBRANT SECURITIES PRIVATE LIMITED	S	6127154	0.8
530557	NCLRESE	VIBRANT SECURITIES PRIVATE LIMITED	B	4100897	0.8
538537	OMANSH	MANJU DEVI MEENA	S	149612	0.51
538537	OMANSH	MANJU DEVI MEENA	S	415418	0.52
538537	OMANSH	SHILPABEN RAJANBHAI DAPKI	B	475000	0.52
523862	PIFL	B.M. HOUSE (INDIA) LIMITED	S	29897	17.85
523862	PIFL	PHOOL DEVI GHOSAL	B	29300	17.83
530111	RAJPACK	BHUPESH P BAFNA	B	40000	37.88

530111	RAJPACK	BONANZA PORTFOLIO LIMITED	S	25102	36.68
530111	RAJPACK	BONANZA PORTFOLIO LIMITED	B	17001	38.68
540065	RBLBANK	CITIGROUP GLOBAL MARKETS MAURITIUS PRIVATE LIMITED	B	6697000	255.4
540065	RBLBANK	COPTHALL MAURITIUS INVESTMENT LIMITED	S	6697000	255.4
538975	SHREESEC	EPITOME TRADING AND INVESTMENTS	S	4500000	0.39
538975	SHREESEC	SAUMITRA BAJPAI	S	4000729	0.41
532218	SOUTHBANK	CITIGROUP GLOBAL MARKETS MAURITIUS PRIVATE LIMITED	B	17668000	28.78
532218	SOUTHBANK	COPTHALL MAURITIUS INVESTMENT LIMITED	S	17668000	28.78
531652	THIRDFIN	IRFAN FAKHRI KARIMI	S	30000	102.28
531652	THIRDFIN	VANDANA GUPTA	B	15000	102.28
531652	THIRDFIN	VIJAY RAMLALL VATS	S	18000	102.28
539097	URSUGAR	DHAIRYA PIYUSHBHAI SHAH	B	275000	16.85
539097	URSUGAR	KAUSHIK SHAH SHARES & SEC. LTD	S	300000	16.8
530057	VIVANZA	ALKESHKUMAR DURLBHAIJIBHAI SHELADIYA	B	225000	8.78
530057	VIVANZA	ARDENT VENTURES LLP	S	2450543	8.64
530057	VIVANZA	MOORTHY SARAVANAN	S	397120	7.88
530057	VIVANZA	TANYA ESTATES PRIVATE LIMITED .	S	549846	8.66

NSE

Security Code	Security Name	Client Name	Deal	Quantity	Price
AGARWALFT	Agarwal Float Glass I Ltd	ANUJ GUPTA	BUY	39000	60.34
AGARWALFT	Agarwal Float Glass I Ltd	SMC GLOBAL SECURITIES LIMITED	SELL	39000	60.48
ARCHIDPLY	Archidply Industries Limi	INDRA KIRAN VENTURES	BUY	100000	123.58
INDSWFTLTD	Ind-Swift Limited	HEMA GIRI	BUY	336779	28.27
K2INFRA	K2 Infracore Limited	MANSI SHARE AND STOCK ADVISORS PVT LTD	BUY	151200	164.64
K2INFRA	K2 Infracore Limited	PANKAJ BABULAL VORA HUF	BUY	223200	165.71
K2INFRA	K2 Infracore Limited	PARESH HARISHKUMAR THAKKER	BUY	96000	164.24
K2INFRA	K2 Infracore Limited	STCI PRIMARY DELAER LTD	SELL	72000	167
KRYSTAL	Krystal Integrated Ser L	NIRAJ HARSUKHLAL SANGHAVI	BUY	210829	873.26
KRYSTAL	Krystal Integrated Ser L	NIRAJ HARSUKHLAL SANGHAVI	SELL	205477	864.48
RADIOWALLA	Radiowalla Network Ltd	YUGA STOCKS AND COMMODITIES PRIVATE LIMITED .	BUY	40000	132.45
SABAR	Sabar Flex India Limited	PRADIP HASMUKHBHAI PANCHAL	BUY	100000	20.5
SABAR	Sabar Flex India Limited	THAKOR NAYANA CHANDUBHAI	SELL	100000	20.5
UMAEXPORTS	Uma Exports Limited	ASHAPURA COMMODITIES	BUY	300000	88
UMAEXPORTS	Uma Exports Limited	JAINAM BROKING LIMITED	SELL	300000	88
YASHOPTICS	Yash Optics & Lens Ltd	C P KHANDELWAL	BUY	128000	90
YASHOPTICS	Yash Optics & Lens Ltd	JIGNESH AMRUTLAL THOBHANI	BUY	192000	90
YASHOPTICS	Yash Optics & Lens Ltd	RIKHAV SECURITIES LIMITED	SELL	184000	93.07
YASHOPTICS	Yash Optics & Lens Ltd	SS CORPORATE SECURITIES LIMITED	BUY	126400	90
YASHOPTICS	Yash Optics & Lens Ltd	VIJIT GLOBAL SECURITIES PRIVATE LIMITED	BUY	236800	90

**Disclosure:**

Research Reports that are published by Nirmal Bang Securities Private Limited (hereinafter referred to as "NBSPL") are for private circulation only. NBSPL is a registered Research Analyst under SEBI (Research Analyst) Regulations, 2014 having Registration no. INH000001766. NBSPL is also a registered Stock Broker with National Stock Exchange of India Limited, BSE Limited, Metropolitan Stock Exchange of India Limited, Multi Commodity Exchange of India Limited and , National Commodity and Derivative Exchange Limited in Capital Market , Equity and Commodities derivatives segments and Currency Derivatives Segment .

NBSPL has other business divisions with independent research teams separated by Chinese walls, and therefore may, at times, have different or contrary views on stocks and markets.

NBSPL or its associates have not been debarred / suspended by SEBI or any other regulatory authority for accessing / dealing in securities Market since last 20 years. NBSPL, its associates or analyst or his relatives do not hold any financial interest (Except Investment) in the subject company. NBSPL or its associates or Analyst do not have any conflict or material conflict of interest at the time of publication of the research report with the subject company. NBSPL or its associates or Analyst or his relatives may or may not hold beneficial ownership of 1% or more in the subject company at the end of the month immediately preceding the date of publication of this research report.

NBSPL or its associates / analyst has not received any compensation / managed or co-managed public offering of securities of the company covered by Analyst during the past twelve months. NBSPL or its associates have not received any compensation or other benefits from the company covered by Analyst or third party in connection with the research report. Analyst has not served as an officer, director or employee of Subject Company. NBSPL / analyst has not been engaged in market making activity of the subject company.

**Analyst Certification:** The research analysts and authors of these reports, hereby certify that the views expressed in this research report accurately reflects my/our personal views about the subject securities, issuers, products, sectors or industries. It is also certified that no part of the compensation of the analyst(s) was, is, or will be directly or indirectly related to the inclusion of specific recommendations or views in this research. The analyst(s) principally responsible for the preparation of this research report and has taken reasonable care to achieve and maintain independence and objectivity in making any recommendations.

**Disclaimer:**

The Research Report is for the personal information of the authorized recipient and does not construe to be any investment, legal or taxation advice. NBSPL is not soliciting any action based upon it. Nothing in the research report shall be construed as a solicitation to buy or sell any security or product, or to engage in or refrain from engaging in any such transaction. In preparing the research report, we did not take into account the investment objectives, financial situation and particular needs of the reader.

The research report has been prepared for the general use of the clients of NBSPL and must not be copied, either in whole or in part, or distributed or redistributed to any other person in any form. If you are not the intended recipient you must not use or disclose the information in the research report in any way. Though disseminated to all the customers simultaneously, not all customers may receive the research report at the same time. NBSPL will not treat recipients as customers by virtue of their receiving the research report. The research report is not directed or intended for distribution to or use by any person or entity resident in a state, country or any jurisdiction, where such distribution, publication, availability or use would be contrary to law, regulation or which would subject NBSPL & its group companies to registration or licensing requirements within such jurisdictions.

The report is based on the information obtained from sources believed to be reliable, but we do not make any representation or warranty that it is accurate, complete or up-to-date and it should not be relied upon as such. We accept no obligation to correct or update the information or opinions in it. NBSPL or any of its affiliates or employees shall not be in any way responsible for any loss or damage that may arise to any person from any inadvertent error in the information contained in the research report. NBSPL or any of its affiliates or employees do not provide, at any time, any express or implied warranty of any kind, regarding any matter pertaining to this report, including without limitation the implied warranties of merchantability, fitness for a particular purpose, and non-infringement. The recipients of the research report should rely on their own investigations.

This information is subject to change without any prior notice. NBSPL reserves its absolute discretion and right to make or refrain from making modifications and alterations to this statement from time to time. Nevertheless, NBSPL is committed to providing independent and transparent recommendations to its clients, and would be happy to provide information in response to specific client queries.

Before making an investment decision on the basis of research report, the reader needs to consider, with or without the assistance of an adviser, whether the advice is appropriate in light of their particular investment needs, objectives and financial circumstances. There are risks involved in securities trading. The price of securities can and does fluctuate, and an individual security may even become valueless. International investors are reminded of the additional risks inherent in international investments, such as currency fluctuations and international stock market or economic conditions, which may adversely affect the value of the investment. Opinions expressed are subject to change without any notice. Neither the company nor the director or the employees of NBSPL accept any liability whatsoever for any direct, indirect, consequential or other loss arising from any use of the research report and/or further communication in relation to the research report. Here it may be noted that neither NBSPL, nor its directors, employees, agents or representatives shall be liable for any damages whether direct or indirect, incidental, special or consequential including lost revenue or lost profit that may arise from or in connection with the use of the information contained in the research report.

Copyright of this document vests exclusively with NBSPL.

Our reports are also available on our website

Registration granted by SEBI and certification from NISM in no way guarantee performance of NBSPL or provide any assurance of returns to investors.

**Nirmal Bang Research (Division of Nirmal Bang Securities Pvt. Ltd.)**

B-2, 301/302, Marathon Innova,  
Opp. Peninsula Corporate Park  
Off. Ganpatrao Kadam Marg  
Lower Parel(W), Mumbai-400013  
Board No. : 91 22 6723 8000/8001  
Fax. : 022 6723 8010